
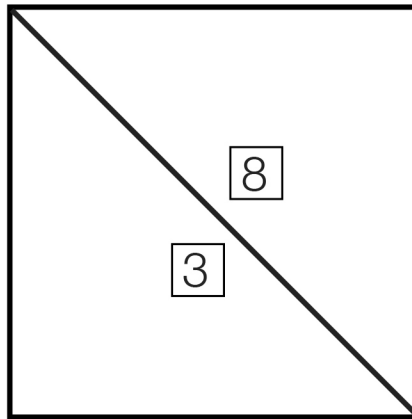
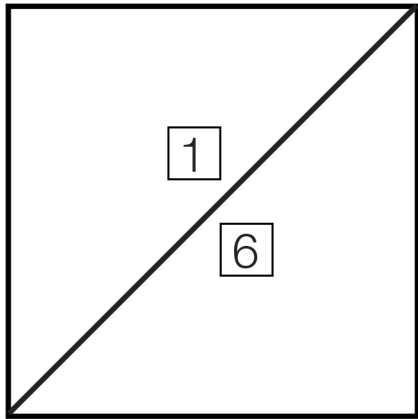



This edge is the higher edge of the shim. i.e 6mm, 9mm, 12mm or 15mm



**WASTE
MATERIAL**

How to make Side Shims